CHLORINE SHORTAGE HELP SHEET

How to make the most of this year's challenging situation

Chlorine's primary purpose in the pool is killing bacteria, but it won't be as effective, last as long or prevent poor water quality if these conditions are present:

ALGAE

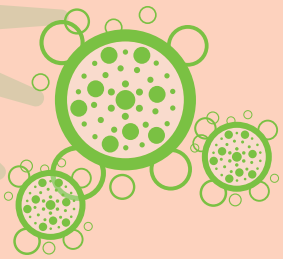

CONTAMINANTS

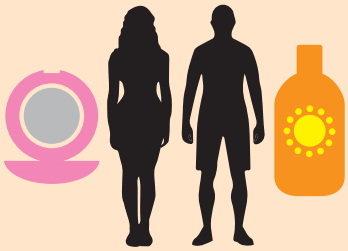

PHOSPHATE

HIGH pH

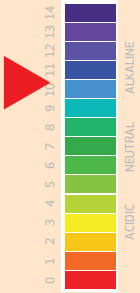

the SOLUTIONS:

Prevent & kill algae

with dual-action Algae Complete.® One value-sized bottle can provide algae control all season long!

Remove contaminants & keep phosphate levels low

with a weekly dose of Pool Juice™ Phosphate Remover. It's enzymes break down non-living contaminants in the water and on the filter while making water sparkling clear!

Keep pH within range, get softer water all season

Just one application of Optimizer® provides superior water quality for the entire pool season!

If You Need To Use Liquid:

Chlorinating Liquid is an alternative sanitizer and oxidizer, but you'll need to dose more often in larger pools and add Stabilizer 100 to prevent sunlight degradation and Lo 'N Slo® to offset pH drift.

the TASKS:

While always good maintenance practices, you may want to do these things a bit more often to enhance your chlorine performance.

BRUSH & VACUUM



Removes excess debris that taxes chlorine

CLEAN THE FILTER

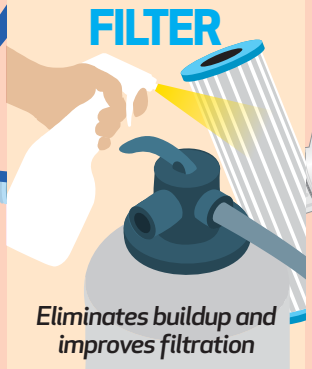

Eliminates buildup and improves filtration

CLEAN SALT CELLS

Keeps plates clear and chlorine production up

TEST WATER

Keeps water in balance so chlorine is most effective

© 2021, Bio-Lab, Inc. All rights reserved. Trademarks are the property of Bio-Lab,Inc. All content is for general educational purposes only and is not intended to apply to every individual pool. See your Dealer for detailed information on your unique pool conditions.